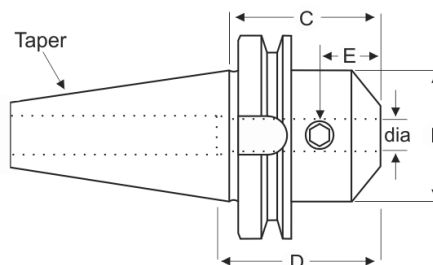


BT-30 TAPER TOOLHOLDERS

END MILL HOLDERS



- Large selection of end mill holders from nationally recognized manufacturers
- **Kingston Toolholders** are balanced to 15,000 RPM @ g6.3
- **Spin Tru Toolholders** are balanced to 20,000 RPM @ g2.5
- Full line available from all vendors listed-please call for information



BT 30		ENDMILL HOLDERS									
Dia	C Proj.	B OD	D Max Socket Depth	E	Brand	Part Number	Price Each	Set Screw Size	Set Screw Part Number	MAX RPM Balanced Up to	Code
1/8"	2.36	0.75	0.63	-	Lyndex	B30-01EM236-L	\$122.55	6-32(1)	SSE-06-32-250	-	B
		0.68	-	-	Techniks	B30-01EM236-T	\$75.60			15,000G6.3	B
	2.50	0.68	-	-	Kingston	B30-01EM250-K	\$49.45	10-32	SSE-10-32-250	15,000G6.3	F
		0.68	-	-	Spin Tru	B30-01EM250-KB	\$74.92			10-32	SSE-10-32-250
3/16"	2.36	0.75	0.87	-	Lyndex	B30-18EM236-L	\$110.91	8-32(1)	SSE-08-32-250	-	B
		0.68	-	-	Techniks	B30-18EM236-T	\$75.60			15,000G6.3	B
	2.50	0.69	-	-	Kingston	B30-18EM250-K	\$49.45	10-32	SSE-10-32-250	15,000G6.3	F
		0.69	-	-	Spin Tru	B30-18EM250-KB	\$74.92			10-32	SSE-10-32-250
1/4"	2.36	-	-	-	Spin Tru	B30-25EM236-KB	\$73.02	1/4"-20	SSE-25-20-250	20,000G2.5	D
		0.79	1.10	-	Lyndex	B30-25EM236-L	\$110.91			1/4"-28(1)	SSE-25-28-250
	2.50	0.78	-	-	Techniks	B30-25EM236-T	\$75.60	1/4"-20	SSE-25-20-250	15,000G6.3	B
		1.00	-	-	Kingston	B30-25EM250-K	\$49.45			15,000G6.3	F
5/16"	2.36	-	-	-	Spin Tru	B30-31EM236-KB	\$73.02	5/16"-18	SSE-31-18-313	20,000G2.5	D
		0.88	1.26	-	Techniks	B30-31EM236-T	\$75.60			15,000G6.3	B
	2.50	0.87	-	-	Lyndex	B30-31EM236-L	\$128.25	5/16"-24(1)	SSE-31-24-250	-	B
		1.00	-	-	Kingston	B30-31EM250-K	\$49.45			5/16"-18	SSE-31-18-313
3/8"	2.36	-	-	-	Spin Tru	B30-37EM236-KB	\$73.02	3/8"-16	SSE-38-16-313	20,000G2.5	D
		1.00	1.26	-	Techniks	B30-37EM236-T	\$75.60			15,000G6.3	B
	2.50	1.00	-	-	Lyndex	B30-37EM236-L	\$110.91	3/8"-24(1)	SSE-37-24-313	-	B
		1.25	-	-	Kingston	B30-37EM250-K	\$49.45			3/8"-16	SSE-38-16-313
7/16"	2.36	-	-	-	Spin Tru	B30-43EM236-KB	\$73.02	7/16"-14	SSE-44-14-375	20,000G2.5	D
		1.12	1.50	-	Techniks	B30-43EM236-T	\$75.60			15,000G6.3	B
	2.50	1.38	-	-	Lyndex	B30-43EM236-L	\$128.25	7/16"-20(1)	SSE-44-20-375	-	B
		1.25	-	-	Kingston	B30-43EM250-K	\$49.45			7/16"-14	SSE-44-14-375
1/2"	2.36	1.25	-	-	Techniks	B30-50EM236-T	\$75.60	7/16"-14	SSE-44-14-375	15,000G6.3	B
		-	-	-	Spin Tru	B30-50EM236-KB	\$73.02			7/16"-14	SSE-44-14-375
	2.50	1.38	1.50	-	Lyndex	B30-50EM236-L	\$110.91	7/16"-20(1)	SSE-44-20-375	-	B
		1.25	-	-	Kingston	B30-50EM250-K	\$49.45			7/16"-14	SSE-44-14-375
5/8"	2.36	1.50	-	-	Techniks	B30-62EM236-T	\$75.60	9/16"-12	SSE-46-12-500	15,000G6.3	B
		1.62	1.85	0.88	Kingston	B30-62EM250-K	\$49.45			9/16"-12	SSE-46-12-500
	2.50	1.65	1.61	-	Lyndex	B30-62EM250-L	\$110.91	9/16"-18(1)	SSE-56-18-500	-	B
		1.50	-	-	Techniks	B30-62EM236-T	\$75.60			15,000G6.3	B
3/4"	2.36	1.75	-	-	Techniks	B30-75EM236-T	\$75.60	5/8"-11	SSE-62-11-500	15,000G6.3	B
		1.75	2.50	0.75	Kingston	B30-75EM300-K	\$49.45			5/8"-11	SSE-62-11-500
	3.00	1.75	2.50	-	Spin Tru	B30-75EM300-KB	\$74.92	5/8"-11	SSE-62-11-500	20,000G2.5	D
		1.88	1.77	-	Lyndex	B30-75EM300-L	\$110.91			5/8"-18(1)	SSE-62-18-500
7/8"	3.00	2.00	-	-	Kingston	B30-87EM300-K	\$49.45	5/8"-11	SSE-62-11-500	15,000G6.3	F
		-	-	-	Spin Tru	B30-87EM354-KB	\$73.02			5/8"-11	SSE-62-11-500
	3.54	2.00	2.09	-	Lyndex	B30-87EM354-L	\$167.20	5/8"-18(2)	SSE-62-18-500	-	B
		2.38	2.50	1.12	Parlec	B30-10EM275-P	\$123.75			3/4"-16(1)	SSE-75-16-500
1"	2.75	-	-	-	Spin Tru	B30-10EM354-KB	\$73.02	3/4"-10	SSE-75-10-563	20,000G2.5	D
		2.36	2.36	-	Lyndex	B30-10EM354-L	\$119.70			3/4"-16(2)	SSE-75-16-688
	4.00	2.38	-	-	Kingston	B30-10EM400-K	\$49.45	3/4"-10	SSE-75-10-563	15,000G6.3	F

LATHE CHUCKS
LIVE CENTERS

WISE JAWS
WISE ACCESSORIES

STRAIGHT SHANK
COLLET HOLDERS

TAP HOLDERS
DRILL CHUCKS

CARBIDE INSERTS
THREADING/GROOVING

CUTTING TOOLS
MACHINERY

PRECISION TOOLS
DEBURRING


COOLANT/FLUIDS
TOOL STORAGE



We Offer The Complete Line of MONSTER Carbide Endmills!



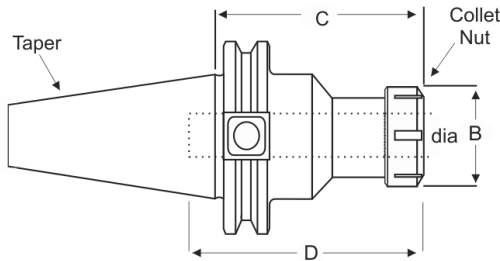
- Top Quality Carbide Endmills At HSS Prices!
- 2, 3 & 4 Flute, Coated and Uncoated
- Square, Ball End, Corner Radius and Rougher/Finishers
- Premium Sub-micron C-2 Carbide With 10% Cobalt
- 100% Made In The USA



Call Us Or Visit Our Website For Our Complete Selection!

BT-30 TAPER ER COLLET CHUCKS

ER COLLET CHUCKS



C Proj.	B Nut Dia.	D Socket Depth	Nut Tight. Torque (ft.lbs.)	Brand	Part Number	Price Each	MAX RPM Balanced Up to	Collet Nut	Wrench	Code
ER 11 ER-11 Collet Series-.020 - 0.275 (0.5mm - 7mm)										
2.00	0.75	1.75	22	Spin Tru	B30-11ER200-KB	\$85.61	30,000G2.5	CN-ER11-K	WR-ER11-K	D
	0.75	-	22	Lyndex	B30-11ER200-L	\$189.05	-	CN-ER11-L	WR-ER11-L	B
4.00	0.75	2.25	22	Spin Tru	B30-11ER400-KB	\$87.75	30,000G2.5	CN-ER11-K	WR-ER11-K	D
	0.75	-	22	Lyndex	B30-11ER400-L	\$209.95	-	CN-ER11-L	WR-ER11-L	B
ER 16 ER-16 Collet Series-.020 - 0.393 (0.5mm - 10mm)										
2.36	1.1	-	52	Kingston	B30-16ER236-K	\$82.45	15,000G6.3	CN-ER16-K	WR-ER16-K	F
	1.1	2.55	52	Spin Tru	B30-16ER236-KB	\$87.60	30,000G2.5	CN-ER16-K	WR-ER16-K	D
	1.26	-	52	Techniks	B30-16ER236-T	\$114.30	25,000G2.5	TECH-41116	TECH-04609	B
3.94	1.08	-	52	Techniks	B30-16ER394-T	\$116.10	25,000G2.5	TECH-41116	TECH-04609	B
4.00	1.1	-	52	Kingston	B30-16ER400-K	\$82.45	15,000G6.3	CN-ER16-K	WR-ER16-K	F
	1.1	2.55	52	Spin Tru	B30-16ER400-KB	\$87.07	30,000G2.5	CN-ER16-K	WR-ER16-K	D
4.72	1.26	-	50	Techniks	B30-16ER472-T	\$123.30	25,000G2.5	TECH-41116	TECH-04609	B
5.00	1.1	2.55	52	Spin Tru	B30-16ER500-KB	\$87.75	30,000G2.5	CN-ER16-K	WR-ER16-K	D
	1.26	-	52	Sowa	B30-16ER500-GB	\$110.97	20000	CN-ER16-G	WR-ER16-G	C
6.00	1.1	2.55	52	Spin Tru	B30-16ER600-KB	\$89.89	30,000G2.5	CN-ER16-K	WR-ER16-K	D
	1.26	-	52	Lyndex	B30-16ER600-L	\$252.70	-	CN-ER16-L	WR-ER16-L	B
ER 20 ER-20 Collet Series-.020 - 0.500 (0.5mm - 12.7mm)										
2.50	1.34	-	74	Kingston	B30-20ER250-K	\$82.45	15,000G6.3	CN-ER20-K	WR-ER20-K	F
	1.34	-	74	Spin Tru	B30-20ER250-KB	\$87.60	30,000G2.5	CN-ER20-K	WR-ER20-K	D
	1.38	-	74	Lyndex	B30-20ER250-L	\$189.05	-	CN-ER20-L	WR-ER20-L	B
2.76	1.34	-	74	Techniks	B30-20ER276-T	\$116.10	25,000G2.5	TECH-41120	TECH-04610	B
4.00	1.34	2.63	74	Spin Tru	B30-20ER400-KB	\$87.75	30,000G2.5	CN-ER20-K	WR-ER20-K	D
ER 25 ER-25 Collet Series-.039 - 0.630 (1mm - 16mm)										
2.00	1.65	2.55	95	Spin Tru	B30-25ER200-KB	\$85.61	30,000G2.5	CN-ER25-K	WR-ER25-K	D
	1.65	-	95	Lyndex	B30-25ER200-L	\$189.05	-	CN-ER25-L	WR-ER25-L	B
2.50	1.65	-	95	Kingston	B30-25ER250-K	\$82.45	15,000G6.3	CN-ER25-K	WR-ER25-K	F
	1.65	-	95	Spin Tru	B30-25ER250-KB	\$87.60	30,000G2.5	CN-ER25-K	WR-ER25-K	D
2.76	1.65	-	95	Techniks	B30-25ER276-T	\$116.10	25,000G2.5	TECH-41925	TECH-04615	B
4.00	1.65	2.55	95	Spin Tru	B30-25ER400-KB	\$87.75	30,000G2.5	CN-ER25-K	WR-ER25-K	D
ER 32 ER-32 Collet Series-.040 - 0.810 (1mm - 20.6mm)										
2.36	1.97	-	125	Techniks	B30-32ER236-T	\$117.90	25,000G2.5	TECH-41932	TECH-04616	B
3.00	1.97	-	125	Kingston	B30-32ER300-K	\$82.45	15,000G6.3	CN-ER32-K	WR-ER32-K	F
	1.97	2.4	125	Spin Tru	B30-32ER300-KB	\$87.60	30,000G2.5	CN-ER32-K	WR-ER32-K	D
3.94	1.97	-	125	Techniks	B30-32ER394-T	\$143.10	25,000G2.5	TECH-41932	TECH-04616	B
5.00	1.97	2.4	125	Spin Tru	B30-32ER500-KB	\$87.75	30,000G2.5	CN-ER32-K	WR-ER32-K	D
	1.97	-	125	Lyndex	B30-32ER500-L	\$209.95	-	CN-ER32-L	WR-ER32-L	B
ER 40 ER-40 Collet Series-.040 - 0.810 (1mm - 20.6mm)										
3.15	2.48	-	140	Techniks	B30-40ER315-T	\$162.90	25,000G2.5	TECH-41940	TECH-04617	B

CNC TOOL TOTE RACKS

- Built-in end handles for comfortable carrying
- Bench mount, hand carry, or mount on top
- Made of heavy gauge steel
- Nylon inserts help protect tooling
- Painted texture black powder coating

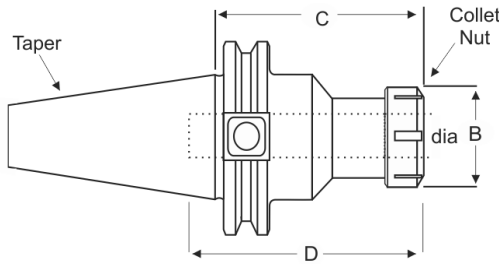


Tool Size	Cap.	Part Number	Price
40 Taper Tools	6	HU-14780	\$68.00
50 Taper Tools	5	HU-14790	\$68.00

Call Us Today For All Of Your Machine Tool Needs!

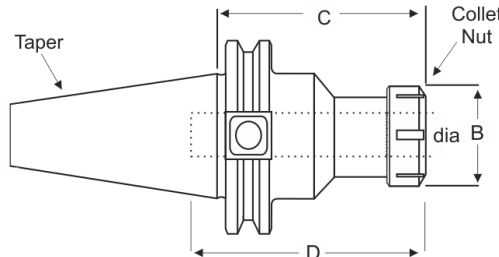
BT-30 TAPER DA/TG COLLET CHUCKS

DA SERIES COLLET CHUCKS



C Proj.	B Nut Dia.	D Socket Depth	Nut Tight. Torque (ft.lbs.)	Brand	Part Number	Price Each	MAX RPM Balanced Up to	Collet Nut	Wrench	Code
DA 100 DA100 Collet Series-.062 - 0.562 (1.587mm - 14.287mm)										
3.00	- 1.06	-	-	Kingston	B30-10DA300-K	\$87.95	15,000G6.3	CN-DA100-K	WR-DA100-K	F
				Lyndex	B30-10DA300-L	\$138.70	-	CN-DA100-L	WR-DA100-L	B
DA 180 DA180 Collet Series-.031 - 0.750 (.800mm - 19mm)										
3.00	- 1.44	-	-	Kingston	B30-18DA300-K	\$87.95	15,000G6.3	CN-DA180-K	WR-DA180-K	F
				Lyndex	B30-18DA300-L	\$138.70	-	CN-DA180-L	WR-DA180-L	B
DA 200 DA200 Collet Series-.031 - 0.375 (.800mm - 9.5mm)										
3.00	0.86	-	-	Lyndex	B30-20DA300-L	\$138.70	-	CN-DA200-L	WR-DA200-L	B
DA 300 DA300 Collet Series-.031 - 0.250 (.800mm - 6.4mm)										
3.00	0.55	-	-	Lyndex	B30-30DA300-L	\$138.70	-	CN-DA300-L	WR-DA300-L	B

TG SERIES COLLET CHUCKS



C Proj.	B Nut Dia.	D Socket Depth	Nut Tight. Torque (ft.lbs.)	Brand	Part Number	Price Each	MAX RPM Balanced Up to	Collet Nut	Wrench	Code
TG 075 TG-75 Collet Series-3/64 to 3/4 (1.2mm - 19.1mm)										
2.50	1.89	-	60	Lyndex	B30-75TG250-L	\$141.79	-	CN-TG075-L	WR-TG075-L	B
TG 100 TG-100 Collet Series-5/64 to 1" (2mm - 25.4mm)										
3.94	2.5	-	60	Lyndex	B30-10TG394-L	\$141.79	-	CN-TG100-L	WR-TG100-L	B
4.50	2.44	-	60	Kingston	B30-10TG450-K	\$82.45	15,000G6.3	CN-TG100-K	WR-TG100-K	F
	2.44	-	60	Spin Tru	B30-10TG450-KB	\$70.32	30,000G2.5	CN-TG100-K	WR-TG100-K	D

TG COLLET SETS

- TG Collets collapse approx. 1/64"
- Machined to exacting standards
- Ideal choice for high speed and high precision milling and drilling operations
- Tolerance: 0.0003" at collet nose
- Sets available in TG 75, 100 & 150



Collet Series	Set Qty	Range	Part Number	Price
TG 75	11	1/8"-3/4"-16ths	075-SET11	\$203.50
	22	1/8"-3/4"-32nds	075-SET22	\$407.00
	43	3/32"-3/4"-64ths	075-SET43	\$795.50
TG 100	59	3/32"-1" -64ths	100-SET59	\$1,121.00
	41	3/8"-1"-64ths	100-SET41	\$779.00
	30	3/32"-1"-32nds	100-SET30	\$570.00
	21	3/8"-1"-32nds	100-SET21	\$399.00
	15	1/8"-1"-16ths	100-SET15	\$285.00
TG 150	33	1/2"-1-1/2" - 32nds	150-SET33	\$1,402.00

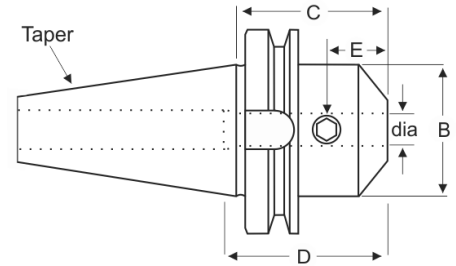
Call Us Or Visit Our Website For Our Complete Selection!

BT-40 TAPER TOOLHOLDERS

END MILL HOLDERS



- Large selection of end mill holders from nationally recognized manufacturers
- **Kingston Toolholders** are balanced to 15,000 RPM @ g6.3
- **Spin Tru Toolholders** are balanced to 20,000 RPM @ g2.5
- Full line available from all vendors listed-please call for information



BT 40		ENDMILL HOLDERS									
Dia	C Proj.	B OD	D Max Socket Depth	E	Brand	Part Number	Price Each	Set Screw Size	Set Screw Part Number	MAX RPM Balanced Up to	Code
1/8"	1.38	0.68	-	-	Kingston	B40-01EM138-K	\$58.25	10-32	SSE-10-32-250	12,000G6.3	F
		0.68	-	-	Spin Tru	B40-01EM138-KB	\$70.91	10-32	SSE-10-32-250	20,000G2.5	D
	2.36	0.75	0.63	-	Lyndex	B40-01EM236-L	\$120.41	6-32(1)	SSE-06-32-250	-	B
	2.50	-	-	-	Kingston	B40-01EM250-K	\$58.25	10-32	SSE-10-32-250	12,000G6.3	F
	-	-	-	Spin Tru	B40-01EM250-KB	\$70.91	10-32	SSE-10-32-250	20,000G2.5	D	
	4.00	0.75	0.63	-	Lyndex	B40-01EM400-L	\$133.24	6-32(1)	SSE-06-32-250	-	B
3/16"	1.38	0.69	-	-	Kingston	B40-18EM138-K	\$58.25	10-32	SSE-10-32-250	15,000G6.3	F
		0.69	-	-	Spin Tru	B40-18EM138-KB	\$70.91	10-32	SSE-10-32-250	20,000G2.5	D
	2.25	-	-	-	Kingston	B40-18EM225-K	\$58.25	10-32	SSE-10-32-250	15,000G6.3	F
		-	-	-	Spin Tru	B40-18EM225-KB	\$70.91	10-32	SSE-10-32-250	20,000G2.5	D
		0.69	3	0.44	Parlec*	B40-18EM225-P	\$110.25	1/4"-28(1)	SSE-25-28-250	-	B
	2.50	0.69	-	-	Kingston	B40-18EM250-K	\$58.25	10-32	SSE-10-32-250	15,000G6.3	F
	0.69	-	-	Spin Tru	B40-18EM250-KB	\$70.91	10-32	SSE-10-32-250	20,000G2.5	D	
	0.75	0.86	-	Lyndex	B40-18EM250-L	\$120.41	8-32(1)	SSE-08-32-250	-	B	
	4.00	0.75	0.86	-	Lyndex	B40-18EM400-L	\$133.24	8-32(1)	SSE-08-32-250	-	B
1/4"	1.38	1	-	-	Kingston	B40-25EM138-K	\$58.25	1/4"-20	SSE-25-20-250	15,000G6.3	F
		0.79	1.5	0.56	Spin Tru	B40-25EM138-KB	\$70.91	1/4"-20	SSE-25-20-250	20,000G2.5	D
	2.25	-	-	-	Kingston	B40-25EM225-K	\$58.25	1/4"-20	SSE-25-20-250	15,000G6.3	F
		0.88	3	0.44	Parlec*	B40-25EM225-P	\$110.25	1/4"-28(1)	SSE-25-28-250	-	B
	2.50	0.79	1.5	0.56	Spin Tru	B40-25EM250-KB	\$70.50	1/4"-20	SSE-25-20-250	20,000G2.5	D
		-	-	-	Spin Tru	B40-25EM400-KB	\$73.02	1/4"-20	SSE-25-20-250	20,000G2.5	D
	4.00	0.79	1.10	-	Lyndex	B40-25EM400-L	\$133.24	1/4"-28(1)	SSE-25-28-250	-	B
	0.79	-	-	Sowa	B40-25EM400-GB	\$133.02	1/4"-28	SSE-25-28-250	20,000	C	
5/16"	1.38	1.00	-	-	Kingston	B40-31EM138-K	\$58.25	5/16"-18	SSE-31-18-313	15,000G6.3	F
		0.87	1.14	0.56	Spin Tru	B40-31EM138-KB	\$70.91	5/16"-18	SSE-31-18-313	20,000G2.5	D
	2.25	-	-	-	Kingston	B40-31EM225-K	\$58.25	5/16"-18	SSE-31-18-313	15,000G6.3	F
		1.00	3.00	0.44	Parlec*	B40-31EM225-P	\$110.25	1/4"-28	SSE-25-28-250	-	B
	2.50	1.00	-	-	Kingston	B40-31EM250-K	\$58.25	5/16"-18	SSE-31-18-313	15,000G6.3	F
		1.00	1.14	0.56	Spin Tru	B40-31EM250-KB	\$70.91	5/16"-18	SSE-31-18-313	20,000G2.5	D
	0.87	1.26	-	Lyndex	B40-31EM250-L	\$137.99	5/16"-24	SSE-31-24-250	-	B	
	4.00	-	-	-	Kingston	B40-31EM400-K	\$58.25	5/16"-18	SSE-31-18-313	15,000G6.3	F
	-	-	-	-	Spin Tru	B40-31EM400-KB	\$70.38	5/16"-18	SSE-31-18-313	20,000G2.5	D
3/8"	1.38	1.25	-	-	Kingston	B40-37EM138-K	\$58.25	3/8"-16	SSE-38-16-313	15,000G6.3	F
		1.00	1.53	0.75	Spin Tru	B40-37EM138-KB	\$70.91	3/8"-16	SSE-38-16-313	20,000G2.5	D
	2.25	-	-	-	Kingston	B40-37EM225-K	\$58.25	3/8"-16	SSE-38-16-313	15,000G6.3	F
		1.00	3.00	0.75	Parlec	B40-37EM225-P	\$110.25	3/8"-24	SSE-38-24-313	-	B
	2.50	1.00	1.53	0.75	Spin Tru	B40-37EM250-KB	\$70.50	3/8"-16	SSE-38-16-313	20,000G2.5	D
		1.00	1.26	-	Lyndex	B40-37EM250-L	\$120.41	3/8"-24	SSE-37-24-313	-	B
	-	-	-	-	Kingston	B40-37EM400-K	\$58.25	3/8"-16	SSE-38-16-313	15,000G6.3	F
	-	-	-	-	Spin Tru	B40-37EM400-KB	\$70.38	3/8"-16	SSE-38-16-313	20,000G2.5	D
	1.00	4.00	0.75	-	Parlec	B40-37EM400-P	\$140.40	3/8"-24	SSE-38-24-313	-	B
	6.50	1.25	-	-	Kingston	B40-37EM650-K	\$64.74	3/8"-16	SSE-38-16-313	15,000G6.3	F
	1.25	-	-	-	Spin Tru	B40-37EM650-KB	\$74.69	3/8"-16	SSE-38-16-313	20,000G2.5	D
7/16"	1.75	1.25	-	-	Kingston	B40-43EM175-K	\$58.25	7/16"-14	SSE-44-14-375	15,000G6.3	F
		1.25	-	-	Spin Tru	B40-43EM175-KB	\$70.91	7/16"-14	SSE-44-14-375	20,000G2.5	D
	2.25	-	-	-	Kingston	B40-43EM225-K	\$58.25	7/16"-14	SSE-44-14-375	15,000G6.3	F
		1.25	3.00	0.75	Parlec*	B40-43EM225-P	\$110.25	3/8"-24	SSE-38-24-313	-	B
	-	-	-	-	Spin Tru	B40-43EM250-KB	\$70.50	7/16"-14	SSE-44-14-375	20,000G2.5	D
	1.38	1.53	-	-	Lyndex	B40-43EM250-L	\$135.66	7/16"-20	SSE-44-20-375	-	B

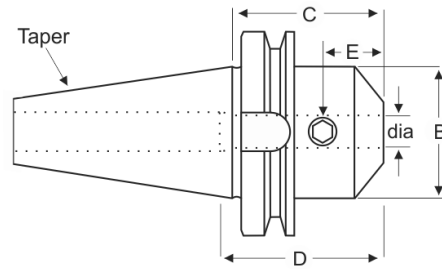
Call Us Today For All Of Your Machine Tool Needs!

BT-40 TAPER TOOLHOLDERS

END MILL HOLDERS



- Large selection of end mill holders from nationally recognized manufacturers
- **Kingston Toolholders** are balanced to 15,000 RPM @ g6.3
- **Spin Tru Toolholders** are balanced to 20,000 RPM @ g2.5
- Full line available from all vendors listed-please call for information



LATHE CHUCKS
LIVE CENTERS

VICE JAWS
VICE ACCESSORIES

STRAIGHT SHANK
COLLET HOLDERS

TAP HOLDERS
DRILL CHUCKS

CARBIDE INSERTS
THREADING/GROOVING

CUTTING TOOLS
MACHINERY

PRECISION TOOLS
DEBRUISING

COOLANT/FLUIDS
TOOL STORAGE

BT 40		ENDMILL HOLDERS									
Dia	C Proj.	B OD	D Max Socket Depth	E	Brand	Part Number	Price Each	Set Screw Size	Set Screw Part Number	MAX RPM Balanced Up to	Code
1/2"	1.38	1.25	-	-	Kingston	B40-50EM138-K	\$58.25	7/16"-14	SSE-44-14-375	15,000G6.3	F
		1.25	-	-	Spin Tru	B40-50EM138-KB	\$70.91	7/16"-14	SSE-44-14-375	20,000G2.5	D
	1.75	1.25	-	-	Kingston	B40-50EM175-K	\$58.25	7/16"-14	SSE-44-14-375	15,000G6.3	F
		1.38	1.77	0.88	Spin Tru	B40-50EM175-KB	\$70.91	7/16"-14	SSE-44-14-375	20,000G2.5	D
		1.25	2.75	0.88	Parlec	B40-50EM175-P	\$112.05	7/16"-20	SSE-44-20-375	-	B
		1.38	1.57	-	Lyndex	B40-50EM175-L	\$136.09	7/16"-20	SSE-44-20-375	-	B
	2.25	1.25	3.00	0.88	Parlec*	B40-50EM225-P	\$110.25	7/16"-20	SSE-44-20-375	-	B
	2.50	-	-	-	Kingston	B40-50EM250-K	\$58.25	7/16"-14	SSE-44-14-375	15,000G6.3	F
		-	-	-	Spin Tru	B40-50EM250-KB	\$70.91	7/16"-14	SSE-44-14-375	20,000G2.5	D
		1.38	1.50	-	Lyndex	B40-50EM250-L	\$120.41	7/16"-20	SSE-44-20-375	-	B
		1.38	-	-	Sowa	B40-50EM250-GB	\$147.42	7/16"-20	SSE-44-20-375	20,000	C
	4.00	-	-	-	Kingston	B40-50EM400-K	\$58.25	7/16"-14	SSE-44-14-375	15,000G6.3	F
-		-	-	Spin Tru	B40-50EM400-KB	\$70.38	7/16"-14	SSE-44-14-375	20,000G2.5	D	
6.62	1.25	-	-	Kingston	B40-50EM662-K	\$64.74	7/16"-14	SSE-44-14-375	15,000G6.3	F	
	1.25	-	-	Spin Tru	B40-50EM662-KB	\$74.69	7/16"-14	SSE-44-14-375	20,000G2.5	D	
9/16"	2.25	-	-	-	Kingston	B40-56EM225-K	\$58.25	7/16"-14	SSE-44-14-375	15,000G6.3	F
		-	-	-	Spin Tru	B40-56EM225-KB	\$70.91	7/16"-14	SSE-44-14-375	20,000G2.5	D
5/8"	1.38	1.50	-	-	Kingston	B40-62EM138-K	\$58.25	9/16"-12	SSE-46-12-500	15,000G6.3	F
		1.50	-	-	Spin Tru	B40-62EM138-KB	\$70.91	9/16"-12	SSE-46-12-500	20,000G2.5	D
	1.75	1.50	-	-	Kingston	B40-62EM175-K	\$58.25	9/16"-12	SSE-46-12-500	15,000G6.3	F
		1.62	3.58	0.94	Spin Tru	B40-62EM175-KB	\$70.91	9/16"-12	SSE-46-12-500	20,000G2.5	D
	2.50	-	-	-	Parlec	B40-62EM175-P	\$119.70	9/16"-18	SSE-56-18-430	-	B
		-	-	-	Spin Tru	B40-62EM250-KB	\$70.50	9/16"-12	SSE-46-12-500	20,000G2.5	D
	3.00	1.65	1.61	-	Lyndex	B40-62EM250-L	\$120.41	9/16"-18	SSE-56-18-500	-	B
		1.50	-	-	Kingston	B40-62EM300-K	\$58.25	9/16"-12	SSE-46-12-500	15,000G6.3	F
	4.00	-	-	-	Kingston	B40-62EM400-K	\$58.25	9/16"-12	SSE-46-12-500	15,000G6.3	F
		-	-	-	Spin Tru	B40-62EM400-KB	\$70.38	9/16"-12	SSE-46-12-500	20,000G2.5	D
	5.75	1.65	1.61	-	Lyndex	B40-62EM400-L	\$136.09	9/16"-18	SSE-56-18-500	-	B
		1.50	-	-	Kingston	B40-62EM575-K	\$64.74	9/16"-12	SSE-46-12-500	15,000G6.3	F
6.00	-	-	-	Spin Tru	B40-62EM600-KB	\$75.54	9/16"-12	SSE-46-12-500	20,000G2.5	D	
	1.50	-	-	Kingston	B40-62EM775-K	\$64.74	9/16"-12	SSE-46-12-500	15,000G6.3	F	
7.75	1.50	-	-	Spin Tru	B40-62EM775-KB	\$74.69	9/16"-12	SSE-46-12-500	20,000G2.5	D	
	1.75	-	-	Kingston	B40-75EM138-K	\$58.25	5/8"-11	SSE-62-11-500	15,000G6.3	F	
3/4"	1.38	1.75	-	-	SpinTru	B40-75EM138-KB	\$70.91	5/8"-11	SSE-62-11-500	20,000G2.5	D
		1.75	-	-	Kingston	B40-75EM175-K	\$58.25	5/8"-11	SSE-62-11-500	15,000G6.3	F
	1.75	1.68	2.12	1.00	SpinTru	B40-75EM175-KB	\$70.91	5/8"-11	SSE-62-11-500	20,000G2.5	D
		1.75	2.75	1.00	Parlec	B40-75EM175-P	\$110.25	5/8"-18(1)	SSE-62-18-500	-	B
	2.50	-	-	-	Kingston	B40-75EM250-K	\$58.25	5/8"-11	SSE-62-11-500	15,000G6.3	F
		-	-	-	SpinTru	B40-75EM250-KB	\$70.91	5/8"-11	SSE-62-11-500	20,000G2.5	D
		1.89	1.77	-	Lyndex	B40-75EM250-L	\$120.41	5/8"-18(1)	SSE-62-18-500	-	B
		1.89	-	-	Sowa	B40-75EM250-GB	\$105.03	5/8"-18	SSE-62-18-500	20,000	C
	3.38	1.75	2.38	1.00	Parlec*	B40-75EM338-P	\$125.55	5/8"-18(1)	SSE-62-18-500	-	B
	4.00	-	-	-	Kingston	B40-75EM400-K	\$58.25	5/8"-11	SSE-62-11-500	15,000G6.3	F
		-	-	-	SpinTru	B40-75EM400-KB	\$70.38	5/8"-11	SSE-62-11-500	20,000G2.5	D
	5.75	1.89	1.77	-	Lyndex	B40-75EM400-L	\$136.09	5/8"-18(1)	SSE-62-18-500	-	B
1.75		-	-	Kingston	B40-75EM575-K	\$64.74	5/8"-11	SSE-62-11-500	15,000G6.3	F	
6.00	-	-	-	SpinTru	B40-75EM600-KB	\$73.02	5/8"-11	SSE-62-11-500	20,000G2.5	D	
	1.75	-	-	SpinTru	B40-75EM775-KB	\$75.54	5/8"-11	SSE-62-11-500	20,000G2.5	D	

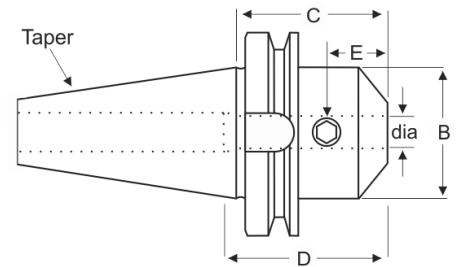
Call Us Or Visit Our Website For Our Complete Selection!

BT-40 TAPER TOOLHOLDERS

END MILL HOLDERS



- Large selection of end mill holders from nationally recognized manufacturers
- **Kingston Toolholders** are balanced to 15,000 RPM @ g6.3
- **Spin Tru Toolholders** are balanced to 20,000 RPM @ g2.5
- Full line available from all vendors listed-please call for information



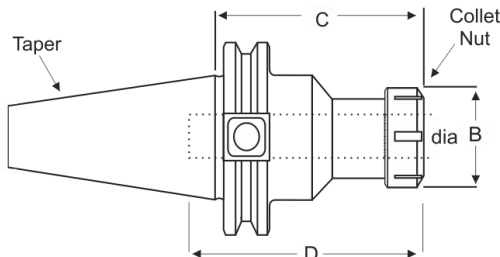
BT 40		ENDMILL HOLDERS									
Dia	C Proj.	B OD	D Max Socket Depth	E	Brand	Part Number	Price Each	Set Screw Size	Set Screw Part Number	MAX RPM Balanced Up to	Code
7/8"	1.38	2.00	-	-	Kingston	B40-87EM138-K	\$58.25	5/8"-11	SSE-62-11-500	15,000G6.3	F
		2.00	-	-	SpinTru	B40-87EM138-KB	\$70.91	5/8"-11	SSE-62-11-500	20,000G2.5	D
	1.75	2.00	-	-	Kingston	B40-87EM175-K	\$58.25	5/8"-11	SSE-62-11-500	15,000G6.3	F
		2.00	-	-	SpinTru	B40-87EM175-KB	\$70.91	5/8"-11	SSE-62-11-500	20,000G2.5	D
	3.38	-	-	-	SpinTru	B40-87EM338-KB	\$73.02	5/8"-11	SSE-62-11-500	20,000G2.5	D
		2.00	2.08	-	Lyndex	B40-87EM338-L	\$137.99	5/8"-18(2)	SSE-62-18-500	-	B
1"	3.75	-	-	-	Kingston	B40-87EM375-K	\$58.25	5/8"-11	SSE-62-11-500	15,000G6.3	F
		2.00	-	-	Kingston	B40-87EM600-K	\$64.74	5/8"-11	SSE-62-11-500	15,000G6.3	F
	2.00	4.25	1.00	SpinTru	B40-87EM600-KB	\$74.69	5/8"-11	SSE-62-11-500	20,000G2.5	D	
	7.75	2.00	-	-	Kingston	B40-87EM775-K	\$64.74	5/8"-11	SSE-62-11-500	15,000G6.3	F
		2.00	-	-	SpinTru	B40-87EM775-KB	\$74.69	5/8"-11	SSE-62-11-500	20,000G2.5	D
	1"	1.38	2.38	-	-	Kingston	B40-10EM138-K	\$58.25	3/4"-10	SSE-75-10-563	15,000G6.3
2.38			-	-	Spin Tru	B40-10EM138-KB	\$70.91	3/4"-10	SSE-75-10-563	20,000G2.5	D
1.75		2.38	-	-	Kingston	B40-10EM175-K	\$58.25	3/4"-10	SSE-75-10-563	15,000G6.3	F
		2.00	2.38	1.12	Parlec	B40-10EM175-P	\$124.65	3/4"-16	SSE-75-16-500	-	B
2.00		-	-	-	Spin Tru	B40-10EM200-KB	\$70.50	3/4"-10	SSE-75-10-563	20,000G2.5	D
		2.25	2.28	-	Lyndex	B40-10EM200-L	\$138.94	3/4"-16	SSE-75-16-688	-	B
		2.25	-	-	Sowa	B40-10EM200-GB	\$136.98	3/4"-16	SSE-75-16-688	20,000	C
		-	-	-	Spin Tru	B40-10EM356-KB	\$73.02	3/4"-10	SSE-75-10-563	20,000G2.5	D
3.56		2.36	-	-	Sowa	B40-10EM356-GB	\$136.98	3/4"-16	SSE-75-16-688	20,000	C
		4.00	2.38	-	-	Kingston	B40-10EM400-K	\$58.25	3/4"-10	SSE-75-10-563	15,000G6.3
2.38			-	-	Spin Tru	B40-10EM400-KB	\$70.38	3/4"-10	SSE-75-10-563	20,000G2.5	D
2.00		4.44	1.12	Parlec*	B40-10EM400-P	\$127.35	3/4"-16(2)	SSE-75-16-500	-	B	
6.00	2.38	-	-	Kingston	B40-10EM600-K	\$64.74	3/4"-10	SSE-75-10-563	15,000G6.3	F	
	2.00	4.53	1.13	Spin Tru	B40-10EM600-KB	\$74.69	3/4"-10	SSE-75-10-563	20,000G2.5	D	
	2.36	2.36	-	Lyndex	B40-10EM600-L	\$156.75	3/4"-16(2)	SSE-75-16-688	-	B	
	8.00	2.38	-	-	Kingston	B40-10EM800-K	\$64.74	3/4"-10	SSE-75-10-563	15,000G6.3	F
2.38		-	-	Spin Tru	B40-10EM800-KB	\$74.69	3/4"-10	SSE-75-10-563	20,000G2.5	D	
1-1/4"	2.00	2.25	-	-	Sowa	B40-12EM200-GB	\$173.34	3/4"-16	SSE-75-16-688	20,000	C
	3.56	-	-	-	Spin Tru	B40-12EM356-KB	\$73.02	3/4"-10	SSE-75-10-500	20,000G2.5	D
	4.00	-	-	-	Kingston	B40-12EM400-K	\$58.25	3/4"-10	SSE-75-10-500	15,000G6.3	F
	6.00	-	-	-	Spin Tru	B40-12EM600-KB	\$75.54	3/4"-10	SSE-75-10-500	20,000G2.5	D
		2.48	2.56	-	Lyndex	B40-12EM600-L	\$175.75	3/4"-16(2)	SSE-75-16-688	-	B
6.25	2.50	-	-	Kingston	B40-12EM625-K	\$64.74	3/4"-10	SSE-75-10-500	15,000G6.3	F	
8.00	2.50	-	-	Kingston	B40-12EM800-K	\$64.74	3/4"-10	SSE-75-10-500	15,000G6.3	F	
	2.50	-	-	Spin Tru	B40-12EM800-KB	\$74.69	3/4"-10	SSE-75-10-500	20,000G2.5	D	
1-1/2"	4.00	-	-	-	Kingston	B40-15EM400-K	\$58.25	3/4"-10	SSE-75-10-688	15,000G6.3	F
	4.50	2.99	2.83	-	Lyndex	B40-15EM450-L	\$156.28	3/4"-16(2)	SSE-75-16-688	-	B
	6.00	-	-	-	Spin Tru	B40-15EM600-KB	\$75.54	3/4"-10	SSE-75-10-688	20,000G2.5	D
	6.62	2.75	-	-	Kingston	B40-15EM662-K	\$64.74	3/4"-10	SSE-75-10-688	15,000G6.3	F
	8.63	2.75	-	-	Kingston	B40-15EM863-K	\$64.74	3/4"-10	SSE-75-10-688	15,000G6.3	F
2.75		-	-	Spin Tru	B40-15EM863-KB	\$74.69	3/4"-10	SSE-75-10-688	20,000G2.5	D	

Need Something You Can't Find In Our Catalog?
We Are A Full Line Supplier For All Of The Toolholder Brands Listed. Please Call For More Information!

Call Us Today For All Of Your Machine Tool Needs!

BT-40 TAPER ER COLLET CHUCKS

ER COLLET CHUCKS



C Proj.	B Nut Dia.	D Socket Depth	Nut Tight. Torque (ft.lbs.)	Brand	Part Number	Price Each	MAX RPM Balanced Up to	Collet Nut	Wrench	Code
ER 11 ER-11 Collet Series-.020 - 0.275 (0.5mm - 7mm)										
2.50	0.75	2.25	22	Spin Tru	B40-11ER250-KB	\$88.55	20,000G2.5	CN-ER11-K	WR-ER11-K	D
	0.75	-	22	Lyndex	B40-11ER250-L	\$211.14	-	CN-ER11-L	WR-ER11-L	B
4.00	0.75	2.25	22	Spin Tru	B40-11ER400-KB	\$90.82	20,000G2.5	CN-ER11-K	WR-ER11-K	D
6.00	0.75	2.25	22	Spin Tru	B40-11ER600-KB	\$93.08	20,000G2.5	CN-ER11-K	WR-ER11-K	D
	0.75	-	22	Lyndex	B40-11ER600-L	\$239.16	-	CN-ER11-L	WR-ER11-L	B
ER 16 ER-16 Collet Series-.020 - 0.393 (0.5mm - 10mm)										
2.50	1.10	-	52	Kingston	B40-16ER250-K	\$87.95	15,000G6.3	CN-ER16-K	WR-ER16-K	F
	1.10	-	52	Spin Tru	B40-16ER250-KB	\$99.78	20,000G2.5	CN-ER16-K	WR-ER16-K	D
3.00	1.10	-	52	Kingston	B40-16ER300-K	\$87.95	15,000G6.3	CN-ER16-K	WR-ER16-K	F
3.12	1.11	2.12	52	Parlec	B40-16ER312-P	\$186.75	-	CN-ER16PN-P	WR-ER16-P	B
3.50	1.10	-	52	Kingston	B40-16ER350-K	\$87.95	15,000G6.3	CN-ER16-K	WR-ER16-K	F
	1.10	2.83	52	Spin Tru	B40-16ER350-KB	\$96.66	20,000G2.5	CN-ER16-K	WR-ER16-K	D
	1.26	-	52	Lyndex	B40-16ER350-L	\$190.95	-	CN-ER16-L	WR-ER16-L	B
5.00	1.10	-	52	Kingston	B40-16ER500-K	\$98.84	15,000G6.3	CN-ER16-K	WR-ER16-K	F
	1.10	-	52	Spin Tru	B40-16ER500-KB	\$110.73	20,000G2.5	CN-ER16-K	WR-ER16-K	D
5.12	1.11	2.12	52	Parlec	B40-16ER512-P	\$200.70	-	CN-ER16PN-P	WR-ER16-P	B
ER 20 ER-20 Collet Series-.020 - 0.500 (0.5mm - 12.7mm)										
2.50	1.34	-	74	Kingston	B40-20ER250-K	\$87.95	15,000G6.3	CN-ER20-K	WR-ER20-K	F
	1.34	-	74	Spin Tru	B40-20ER250-KB	\$102.33	20,000G2.5	CN-ER20-K	WR-ER20-K	D
	1.38	-	74	Lyndex	B40-20ER250-L	\$190.95	-	CN-ER20-L	WR-ER20-L	B
2.75	1.34	-	74	Kingston	B40-20ER275-K	\$87.95	15,000G6.3	CN-ER20-K	WR-ER20-K	F
4.00	1.34	3.14	74	Spin Tru	B40-20ER400-KB	\$90.82	20,000G2.5	CN-ER20-K	WR-ER20-K	D
4.12	1.34	4.00	74	Parlec	B40-20ER412-P	\$190.80	-	CN-ER20-P	WR-ER20-P	B
6.00	1.34	-	74	Kingston	B40-20ER600-K	\$98.84	15,000G6.3	CN-ER20-K	WR-ER20-K	F
	1.34	-	74	Spin Tru	B40-20ER600-KB	\$110.73	20,000G2.5	CN-ER20-K	WR-ER20-K	D
	1.38	-	74	Lyndex	B40-20ER600-L	\$245.39	-	CN-ER20-L	WR-ER20-L	B
ER 25 ER-25 Collet Series-.039 - 0.630 (1mm - 16mm)										
2.25	1.65	3.14	95	Spin Tru	B40-25ER225-KB	\$90.82	20,000G2.5	CN-ER25-K	WR-ER25-K	D
	1.65	-	95	Lyndex	B40-25ER225-L	\$204.25	-	CN-ER25-L	WR-ER25-L	B
2.50	1.65	-	95	Kingston	B40-25ER250-K	\$87.95	15,000G6.3	CN-ER25-K	WR-ER25-K	F
	1.65	-	95	Spin Tru	B40-25ER250-KB	\$99.78	20,000G2.5	CN-ER25-K	WR-ER25-K	D
4.00	1.65	-	95	Kingston	B40-25ER400-K	\$87.95	15,000G6.3	CN-ER25-K	WR-ER25-K	F
	1.65	-	95	Spin Tru	B40-25ER400-KB	\$99.13	20,000G2.5	CN-ER25-K	WR-ER25-K	D
	1.65	-	95	Lyndex	B40-25ER400-L	\$221.83	-	CN-ER25-L	WR-ER25-L	B
6.00	1.65	-	95	Kingston	B40-25ER600-K	\$98.84	15,000G6.3	CN-ER25-K	WR-ER25-K	F
	1.65	-	95	Spin Tru	B40-25ER600-KB	\$110.73	20,000G2.5	CN-ER25-K	WR-ER25-K	D
	1.65	-	95	Lyndex	B40-25ER600-L	\$250.80	-	CN-ER25-L	WR-ER25-L	B

CNC TOOL TOTE RACKS

- Built-in end handles for comfortable carrying
- Bench mount, hand carry, or mount on top
- Made of heavy gauge steel
- Nylon inserts help protect tooling
- Painted texture black powder coating



Tool Size	Cap.	Part Number	Price
40 Taper Tools	6	HU-14780	\$68.00
50 Taper Tools	5	HU-14790	\$68.00

Call Us Or Visit Our Website For Our Complete Selection!

LATHE CHUCKS
LIVE CENTERS

VICE JAWS
VICE ACCESSORIES

STRAIGHT SHANK
COLLET HOLDERS

TAP HOLDERS
DRILL CHUCKS

CARBIDE INSERTS
THREADING/GROOVING

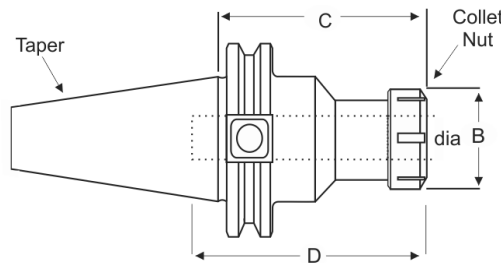
CUTTING TOOLS
MACHINERY

PRECISION TOOLS
DEBURRING

COOLANT/FLUIDS
TOOL STORAGE

BT-40 TAPER ER COLLET CHUCKS

ER COLLET CHUCKS



C Proj.	B Nut Dia.	D Socket Depth	Nut Tight. Torque (ft.lbs.)	Brand	Part Number	Price Each	MAX RPM Balanced Up to	Collet Nut	Wrench	Code
ER 32 ER-32 Collet Series-.040 - 0.810 (1mm - 20.6mm)										
1.38	1.97	-	125	Spin Tru	B40-32ER138-KB	\$88.55	20,000G2.5	CN-ER32-K	WR-ER32-K	D
2.75	1.97	-	125	Spin Tru	B40-32ER275-KB	\$88.55	20,000G2.5	CN-ER32-K	WR-ER32-K	D
3.00	1.97	-	125	Kingston	B40-32ER300-K	\$87.95	15,000G6.3	CN-ER32-K	WR-ER32-K	F
3.13	1.97	2.83	125	Spin Tru	B40-32ER313-KB	\$88.55	20,000G2.5	CN-ER32-K	WR-ER32-K	D
	1.97	-	125	Lyndex	B40-32ER313-L	\$190.95	-	CN-ER32-L	WR-ER32-L	B
4.00	1.97	-	125	Kingston	B40-32ER400-K	\$87.95	15,000G6.3	CN-ER32-K	WR-ER32-K	F
5.00	1.97	3.93	125	Spin Tru	B40-32ER500-KB	\$90.82	20,000G2.5	CN-ER32-K	WR-ER32-K	D
	1.97	-	125	Lyndex	B40-32ER500-L	\$228.43	-	CN-ER32-L	WR-ER32-L	B
	1.97	-	125	Sowa	B40-32ER500-GB	\$141.93	20000	CN-ER32-G	WR-ER32-G	C
6.00	1.97	-	125	Kingston	B40-32ER600-K	\$98.84	15,000G6.3	CN-ER32-K	WR-ER32-K	F
	1.97	-	125	Spin Tru	B40-32ER600-KB	\$110.73	20,000G2.5	CN-ER32-K	WR-ER32-K	D
ER 40 ER-40 Collet Series-.040 - 0.810 (1mm - 20.6mm)										
3.00	2.48	-	140	Kingston	B40-40ER300-K	\$87.95	15,000G6.3	CN-ER40-K	WR-ER40-K	F
3.13	2.48	3.62	140	Spin Tru	B40-40ER313-KB	\$88.55	20,000G2.5	CN-ER40-K	WR-ER40-K	D
	2.48	-	140	Lyndex	B40-40ER313-L	\$204.25	-	CN-ER40-L	WR-ER40-L	B
4.12	2.36	4.00	162	Parlec	B40-40ER412-P	\$214.20	-	CN-ER40-P	WR-ER40-P	B
5.00	2.48	3.93	140	Spin Tru	B40-40ER500-KB	\$90.82	20,000G2.5	CN-ER40-K	WR-ER40-K	D
	2.48	-	140	Lyndex	B40-40ER500-L	\$241.30	-	CN-ER40-L	WR-ER40-L	B
	2.48	-	140	Sowa	B40-40ER500-GB	\$189.00	20000	CN-ER40-G	WR-ER40-G	C
6.00	2.48	-	140	Kingston	B40-40ER600-K	\$98.84	15,000G6.3	CN-ER40-K	WR-ER40-K	F
	2.48	-	140	Spin Tru	B40-40ER600-KB	\$110.73	20,000G2.5	CN-ER40-K	WR-ER40-K	D

ER COLLET SETS

Inch & Metric Sizes

AccuCollets™ Precision Collets DIN 6499-form B (ER) set new standards of accuracy. Precision Collets concentricity is 15 microns or 0.0005" TIR or better.

- Available in inch and metric sizes
- Additional combinations and ultra precision sets also available

PRICES REDUCED!

Accu-Collets

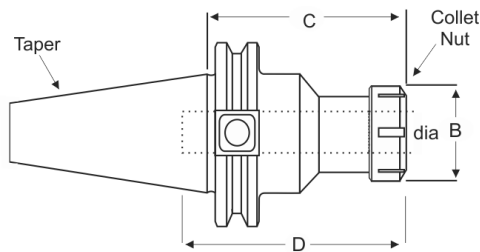


Type	Style	Description	No. Of Collets	Part Number	Set Price
ER-8	Metric	1mm to 5mm x .5mm	9	08-SET9	\$118.00
	Inch	1/16"-3/16" x 1/64	9	08-SET9-INCH	\$118.00
ER-11	Metric	1mm to 7mm x .5mm	13	11-SET13	\$105.00
	Inch	1/16"-1/4" x 1/32	7	11-SET7-INCH	\$52.50
	Inch	1/16" - 1/4" x 1/64	13	11-SET13-INCH	\$105.00
ER-16	Metric	1mm to 10mm x 1mm	10	16-SET10	\$78.75
	Inch	1/16" - 3/8" x 1/32"	11	16-SET11-INCH	\$87.50
ER-20	Metric	1mm to 13mm x 1mm	12	20-SET12	\$107.25
	Inch	1/16" - 1/2" x 1/32"	15	20-SET15-INCH	\$136.50
ER-25	Metric	2mm to 16mm x 1mm	15	25-SET15	\$136.50
	Inch	3/32" - 5/8" x 1/32"	18	25-SET18-INCH	\$165.75
ER-32	Metric	3mm to 20mm x 1mm	18	32-SET18	\$174.25
	Inch	1/8"-3/4" x 1/32"	21	32-SET21-INCH	\$205.00
ER-40	Metric	4mm to 26mm x 1mm	23	40-SET23	\$247.50
	Inch	1/8"-1" x 1/16"	15	40-SET15-INCH	\$157.50
	Inch	1/8" - 1" x 1/32"	29	40-SET29-INCH	\$315.00

Call Us Today For All Of Your Machine Tool Needs!

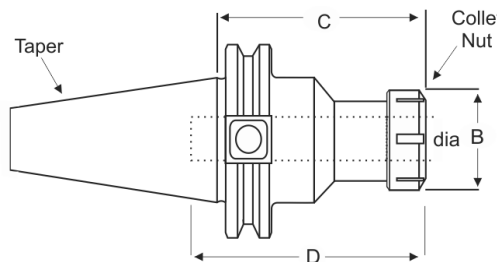
BT-40 TAPER DA & TG COLLET CHUCKS

DA SERIES COLLET CHUCKS



C Proj.	B Nut Dia.	D Socket Depth	Nut Tight. Torque (ft.lbs.)	Brand	Part Number	Price Each	MAX RPM Balanced Up to	Collet Nut	Wrench	Code
DA 100 DA100 Collet Series-.062 - 0.562 (1.587mm - 14.287mm)										
3.00	-	-	-	Kingston	B40-10DA300-K	\$87.95	15,000G6.3	CN-DA100-K	WR-DA100-K	F
6.00	1.06	-	-	Lyndex	B40-10DA600-L	\$210.90	-	CN-DA100-L	WR-DA100-L	B
DA 180 DA180 Collet Series-.031 - 0.750 (.800mm - 19mm)										
3.00	-	-	-	Kingston	B40-18DA300-K	\$87.95	15,000G6.3	CN-DA180-K	WR-DA180-K	F
	1.44	3.25	40	Parlec	B40-18DA300-P	\$172.35	-	CN-DA180L-P	WR-DA180L-P	B
4.00	1.44	-	-	Lyndex	B40-18DA400-L	\$178.60	-	CN-DA180-L	WR-DA180-L	B
DA 200 DA200 Collet Series-.031 - 0.375 (.800mm - 9.5mm)										
2.75	1.10	2.25	30	Parlec	B40-20DA275-P	\$172.35	-	CN-DA200-P	WR-DA200-P	B
3.00	-	-	-	Kingston	B40-20DA300-K	\$87.95	15,000G6.3	CN-DA200-K	WR-DA200-K	F
	0.86	-	-	Lyndex	B40-20DA300-L	\$178.60	-	CN-DA200-L	WR-DA200-L	B
DA 300 DA300 Collet Series-.031 - 0.250 (.800mm - 6.4mm)										
3.00	-	-	-	Kingston	B40-30DA300-K	\$87.95	15,000G6.3	CN-DA300-K	WR-DA300-K	F
	0.62	2.75	25	Parlec	B40-30DA300-P	\$172.35	-	CN-DA300-P	WR-DA300-P	B
	0.55	-	-	Lyndex	B40-30DA300-L	\$178.60	-	CN-DA300-L	WR-DA300-L	B

TG SERIES COLLET CHUCKS



C Proj.	B Nut Dia.	D Socket Depth	Nut Tight. Torque (ft.lbs.)	Brand	Part Number	Price Each	MAX RPM Balanced Up to	Collet Nut	Wrench	Code
TG 075 TG-75 Collet Series-3/64 to 3/4 (1.2mm - 19.1mm)										
2.75	1.97	-	60	Kingston	B40-75TG275-K	\$82.45	15,000G6.3	CN-TG075-K	WR-TG075-K	F
	1.97	-	60	Spin Tru	B40-75TG275-KB	\$87.29	20,000G2.5	CN-TG075-K	WR-TG075-K	D
3.00	1.89	-	60	Lyndex	B40-75TG300-L	\$175.51	-	CN-TG075-L	WR-TG075-L	B
6.00	1.97	-	60	Kingston	B40-75TG600-K	\$84.65	15,000G6.3	CN-TG075-K	WR-TG075-K	F
	1.97	-	60	Spin Tru	B40-75TG600-KB	\$96.40	20,000G2.5	CN-TG075-K	WR-TG075-K	D
TG 100 TG-100 Collet Series-5/64 to 1" (2mm - 25.4mm)										
3.00	2.44	-	60	Kingston	B40-10TG300-K	\$82.45	15,000G6.3	CN-TG100-K	WR-TG100-K	F
	2.44	-	60	Spin Tru	B40-10TG300-KB	\$87.29	20,000G2.5	CN-TG100-K	WR-TG100-K	D
3.50	2.50	-	60	Lyndex	B40-10TG350-L	\$175.51	-	CN-TG100-L	WR-TG100-L	B
4.00	2.44	-	60	Kingston	B40-10TG400-K	\$84.65	15,000G6.3	CN-TG100-K	WR-TG100-K	F
	2.44	-	60	Spin Tru	B40-10TG400-KB	\$89.62	20,000G2.5	CN-TG100-K	WR-TG100-K	D
6.00	2.44	-	60	Kingston	B40-10TG600-K	\$84.65	15,000G6.3	CN-TG100-K	WR-TG100-K	F
	2.44	-	60	Spin Tru	B40-10TG600-KB	\$96.40	20,000G2.5	CN-TG100-K	WR-TG100-K	D
TG 150 TG-150 Collet Series-23/64 to 1-1/2" (9.1mm - 38.1mm)										
4.88	3.50	-	70	Kingston	B40-15TG488-K	\$84.65	15,000G6.3	CN-TG150-K	WR-TG100-K	F
	3.50	-	70	Spin Tru	B40-15TG488-KB	\$89.62	20,000G2.5	CN-TG150-K	WR-TG100-K	D
5.50	3.50	-	70	Lyndex	B40-15TG550-L	\$255.55	-	CN-TG150-L	WR-TG150-L	B

Call Us Or Visit Our Website For Our Complete Selection!

LATHE CHUCKS
LIVE CENTERS

VICE JAWS
VICE ACCESSORIES

STRAIGHT SHANK
COLLET HOLDERS

TAP HOLDERS
DRILL CHUCKS

CARBIDE INSERTS
THREADING/GROOVING

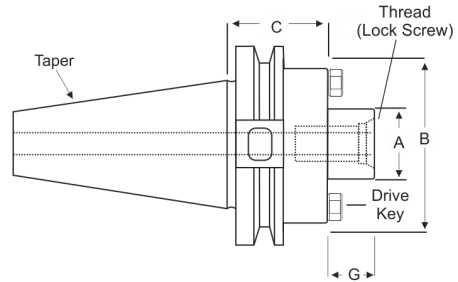
CUTTING TOOLS
MACHINERY

PRECISION TOOLS
DEBRUISING

COOLANT/FLUIDS
TOOL STORAGE

BT-40 TAPER SHELL MILL HOLDERS

SHELL MILL HOLDERS



A Pilot Dia	B Dia	C Proj	G	Brand	Part Number	Price	Drive Key	Screw Thread	Lock Screw	Arbor Screw	Code
1/2" 0.500	1.75	1.38	-	Kingston	B40-50SM138-K	\$65.95	-	-	-	-	F
	1.75	1.38	-	Spin Tru	B40-50SM138-KB	\$65.95	-	-	-	-	D
	1.38	1.75	0.57	Lyndex	B40-50SM175-L	\$163.88	1/4"	1/4"-28	-	A1/4-28	B
	1.75	3.50	-	Kingston	B40-50SM350-K	\$65.95	-	-	-	-	F
	1.75	3.50	-	Spin Tru	B40-50SM350-KB	\$65.95	-	-	-	-	D
3/4" 0.750	2.00	1.75	0.67	Lyndex	B40-75SM175-L	\$152.95	5/16"	3/8"-24	-	A3/8-24	B
	-	1.75	-	Kingston	B40-75SM175-K	\$65.95	-	-	-	-	F
	-	1.75	-	Spin Tru	B40-75SM175-KB	\$65.95	-	-	-	-	D
	1.75	3.50	-	Kingston	B40-75SM350-K	\$65.95	-	-	-	-	F
	1.75	3.50	-	Spin Tru	B40-75SM350-KB	\$65.95	-	-	-	-	D
	1.75	6.00	-	Kingston	B40-75SM600-K	\$71.45	-	-	-	-	F
	1.75	6.00	-	Spin Tru	B40-75SM600-KB	\$71.45	-	-	-	-	D
1" 1.000	2.38	1.75	0.67	Lyndex	B40-10SM175-L	\$152.95	3/8"	1/2"-20	-	A1/2-20	B
	2.25	2.00	0.68	Parlec	B40-10SM200-P	\$144.00	10KY	1/2"-20	10LS	028-188	B
	-	2.25	-	Kingston	B40-10SM225-K	\$65.95	-	-	-	-	F
	-	2.25	-	Spin Tru	B40-10SM225-KB	\$65.95	-	-	-	-	D
	2.19	4.00	-	Kingston	B40-10SM400-K	\$65.95	-	-	-	-	F
	2.19	4.00	-	Spin Tru	B40-10SM400-KB	\$65.95	-	-	-	-	D
	2.19	6.00	-	Kingston	B40-10SM600-K	\$71.45	-	-	-	-	F
2.19	6.00	-	Spin Tru	B40-10SM600-KB	\$71.45	-	-	-	-	D	
1-1/4" 1.25	2.88	2.00	0.67	Lyndex	B40-12SM200-L	\$165.59	1/2"	5/8"-18	-	A5/8-18	B
	2.88	2.12	-	Kingston	B40-12SM212-K	\$65.95	-	-	-	-	F
	2.88	2.12	-	Spin Tru	B40-12SM212-KB	\$65.95	-	-	-	-	D
	2.75	2.25	0.68	Parlec	B40-12SM225-P	\$172.35	12KY	5/8"-18	12LS	028-193	B
	2.88	2.50	-	Kingston	B40-12SM250-K	\$65.95	-	-	-	-	F
	2.88	2.50	-	Spin Tru	B40-12SM250-KB	\$65.95	-	-	-	-	D
	2.88	4.00	-	Kingston	B40-12SM400-K	\$65.95	-	-	-	-	F
2.88	4.00	-	Spin Tru	B40-12SM400-KB	\$65.95	-	-	-	-	D	
1-1/2" 1.500	3.80	2.00	0.92	Lyndex	B40-15SM200-L	\$187.15	5/8"	3/4"-16	-	A3/4-16	B
	3.75	2.25	0.94	Parlec	B40-15SM225-P	\$184.95	15KY	3/4"-16	15LS	15LS	B
	3.38	2.50	-	Kingston	B40-15SM250-K	\$65.95	-	-	-	-	F
	3.38	2.50	-	Spin Tru	B40-15SM250-KB	\$65.95	-	-	-	-	D
	3.38	4.00	-	Kingston	B40-15SM400-K	\$65.95	-	-	-	-	F
	3.38	4.00	-	Spin Tru	B40-15SM400-KB	\$65.95	-	-	-	-	D

90° MILLING CUTTERS

For Use With APKT/APGT1604 Series Inserts



CALL FOR OUR HOT MILLING SPECIALS!



Dia. D	Arbor Hole d	Key Width a	Flute Length H	No. of Flutes	Part Number	Price Each
2.00	0.750	0.3125	1.75	4	M-SAP16N-2075-4	\$195.00
2.00	0.750	0.3125	1.75	5	M-SAP16N-2075-5	\$195.00
2.50	1.000	0.3750	2.00	5	M-SAP16N-2510-5	\$199.00
3.00	1.000	0.3750	2.00	6	M-SAP16N-3010-6	\$310.00
3.00	1.000	0.3750	2.00	7	M-SAP16N-3010-7	\$310.00

Call Us Today For All Of Your Machine Tool Needs!

BT-40 TAPER TOOLHOLDERS

JACOBS TAPER HOLDERS



LATHE CHUCKS
LIVE CENTERS

WISE JAWS
WISE ACCESSORIES

STRAIGHT SHANK
COLLET HOLDERS

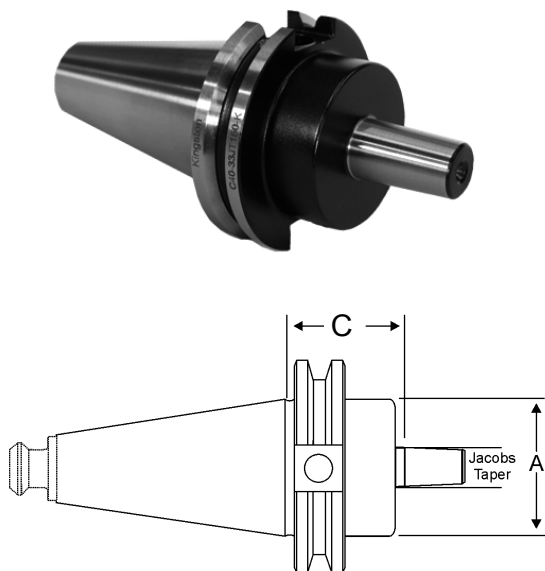
TAP HOLDERS
DRILL CHUCKS

CARBIDE INSERTS
THREADING/GROOVING

CUTTING TOOLS
MACHINERY

PRECISION TOOLS
DEBURRING

COOLANT/FLUIDS
TOOL STORAGE



Jacobs Taper	C Proj	A Dia	Brand	Part Number	Price	Code
JT 1	2.16	0.385	Kingston	B40-01JT216-K	\$62.65	F
	2.16	0.385	Spin Tru	B40-01JT216-KB	\$62.65	D
JT 2	1.18	-	Kingston	B40-02JT118-K	\$62.65	F
	1.18	-	Spin Tru	B40-02JT118-KB	\$62.65	D
	1.18	0.559	Parlec	B40-02JT118-P	\$114.75	B
	2.44	0.560	Kingston	B40-02JT244-K	\$62.65	F
	2.44	0.560	Spin Tru	B40-02JT244-KB	\$62.65	D
JT 3	1.18	-	Kingston	B40-03JT118-K	\$62.65	F
	1.18	-	Spin Tru	B40-03JT118-KB	\$62.65	D
	1.18	0.811	Parlec	B40-03JT118-P	\$118.80	B
	2.81	0.812	Kingston	B40-03JT281-K	\$62.65	F
	2.81	0.812	Spin Tru	B40-03JT281-KB	\$62.65	D
JT 4	1.18	-	Kingston	B40-04JT118-K	\$62.65	F
	1.18	-	Spin Tru	B40-04JT118-KB	\$62.65	D
	3.25	1.125	Kingston	B40-04JT325-K	\$62.65	F
	3.25	1.125	Spin Tru	B40-04JT325-KB	\$62.65	D
JT 6	1.18	-	Kingston	B40-06JT118-K	\$62.65	F
	1.18	-	Spin Tru	B40-06JT118-KB	\$62.65	D
	1.18	0.676	Parlec	B40-06JT118-P	\$114.75	B
	3.25	0.677	Kingston	B40-06JT325-K	\$62.65	F
	3.25	0.677	Spin Tru	B40-06JT325-KB	\$62.65	D
JT 33	1.18	-	Kingston	B40-33JT118-K	\$62.65	F
	1.18	-	Spin Tru	B40-33JT118-KB	\$62.65	D
	1.18	0.624	Parlec	B40-33JT118-P	\$114.75	B
	2.56	0.625	Kingston	B40-33JT256-K	\$62.65	F
	2.56	0.625	Spin Tru	B40-33JT256-KB	\$62.65	D

KEYLESS DRILL CHUCKS

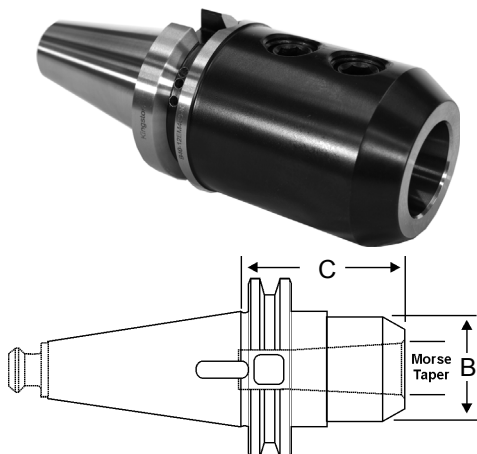
With Integral Shank

- Integral shank precision ball-bearing keyless drill chuck offers greater accuracy and rigidity
- Made of alloy forged steel
- Self-tightening keyless operation
- Maximum TIR: 0.0015"
- Includes wrench



Taper	Capacity	Proj.	BISON Part Number	Price Each	TMX Part Number	Price Each
BT40	1/32"-1/2"	3.74	B40-50DC1-B	\$225.90	TMX-8230-4033	\$217.12
	1/8"-5/8"	3.94	B40-62DC1-B	\$243.90	TMX-8230-4035	\$233.89
CAT40	1/32"-1/2"	4.13	C40-50DC1-B	\$229.50	TMX-8130-4033	\$245.99
	1/8"-5/8"	5.12	C40-62DC1-B	\$246.60	TMX-8130-4035	\$263.93
CAT50	1/32"-1/2"	4.13	C50-50DC1-B	\$273.60	TMX-8130-5063	\$292.76
	1/8"-5/8"	4.33	C50-62DC1-B	\$290.70	TMX-8130-5065	\$310.79

MORSE TAPER HOLDERS



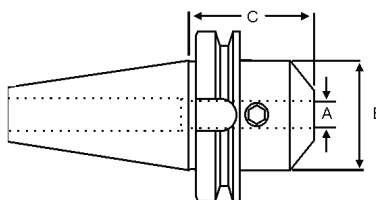
Morse Taper	C Proj	B Face Dia	Brand	Part Number	Price	Code
MT 1	1.75	1.00	Kingston	B40-01MT175-K	\$62.65	F
	1.75	1.00	Spin Tru	B40-01MT175-KB	\$62.65	D
MT 2	1.75	1.75	Parlec	B40-02MT175-P	\$121.95	B
	2.44	1.25	Kingston	B40-02MT244-K	\$62.65	F
	2.44	1.25	Spin Tru	B40-02MT244-KB	\$62.65	D
	2.50	1.75	Parlec	B40-03MT250-P	\$118.80	B
MT 3	3.00	1.75	Kingston	B40-03MT300-K	\$62.65	F
	3.00	1.75	Spin Tru	B40-03MT300-KB	\$62.65	D
MT 4	3.88	2	Kingston	B40-04MT388-K	\$62.65	F

Call Us Or Visit Our Website For Our Complete Selection!

BT-50 TAPER TOOLHOLDERS

BT 50 TAPER ENDMILL HOLDERS

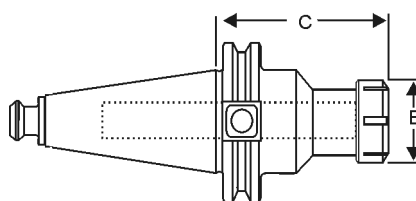
- Balanced to 15,000 RPM @ g6.3
- High precision bore (H5)
- Taper ground to AT3 for maximum spindle contact
- Draw bar threads: M24 x 3



Dia A	Proj C	OD B	Part Number	Price Each	Set Screw
1/4"	3.00	.780	B50-25EM300-T	\$213.30	1/4-28 x 5/16
3/8"	2.75	1.00	B50-37EM275-T	\$213.30	3/8-24 x 5/16
1/2"	3.00	1.25	B50-50EM300-T	\$213.30	7/16-20 x 3/8
5/8"	3.00	1.50	B50-62EM300-T	\$213.30	1/2-20 x 7/16
3/4"	3.00	1.75	B50-75EM300-T	\$213.30	5/8-18 x 1/2
1"	4.50	2.00	B50-10EM450-T	\$213.30	5/8-18 x 1/2
1"	6.00	2.00	B50-10EM600-T	\$324.90	5/8-18 x 1/2
1-1/4"	4.50	2.50	B50-12EM450-T	\$213.30	3/4-16 x 5/8

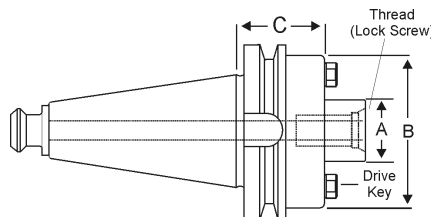
BT 50 TAPER ER COLLET CHUCKS

- T.I.R. 0.0001" measured from taper to collet pocket
- Certified for accuracy and balance. Each holder comes complete with lab report
- Includes PowerCOAT nut for 75% more clamping power
- ER 16 holders have hex nuts
- Balanced to 25,000 RPM @ G2.5
- Draw bar threads: M24 x 3



Collet Series	Proj C	Nut OD B	Max. Shank	Part Number	Price Each	Set Screw	Price Each	Collet Wrench	Price Each
ER 16	2.76"	1.08	.406	B50-16ER276-T	\$176.40	TECH-16083	\$3.00	TECH-04609	\$14.00
ER 16	3.54"	1.08	.406	B50-16ER354-T	\$176.40	TECH-16083	\$3.00	TECH-04609	\$14.00
ER 16	4.13"	1.08	.406	B50-16ER413-T	\$176.40	TECH-16083	\$3.00	TECH-04609	\$14.00
ER 16	5.31"	1.08	.406	B50-16ER531-T	\$176.40	TECH-16083	\$3.00	TECH-04609	\$14.00
ER 16	5.91"	1.08	.406	B50-16ER591-T	\$176.40	TECH-16083	\$3.00	TECH-04609	\$14.00
ER 20	3.54"	1.34	.512	B50-20ER354-T	\$176.40	TECH-16087	\$5.00	TECH-04610	\$21.00
ER 20	4.13"	1.34	.512	B50-20ER413-T	\$176.40	TECH-16087	\$5.00	TECH-04610	\$21.00
ER 20	5.31"	1.34	.512	B50-20ER531-T	\$176.40	TECH-16087	\$5.00	TECH-04610	\$21.00
ER 20	6.50"	1.34	.512	B50-20ER650-T	\$217.80	TECH-16087	\$5.00	TECH-04610	\$21.00
ER 25	4.13"	1.65	.630	B50-25ER413-T	\$176.40	TECH-16089	\$5.00	TECH-04615	\$16.00
ER 25	5.31"	1.65	.630	B50-25ER531-T	\$176.40	TECH-16089	\$5.00	TECH-04615	\$16.00
ER 25	6.50"	1.65	.630	B50-25ER650-T	\$217.80	TECH-16089	\$5.00	TECH-04615	\$16.00
ER 32	3.15"	1.97	.788	B50-32ER315-T	\$176.40	TECH-16089	\$5.00	TECH-04616	\$21.00
ER 32	4.72"	1.97	.788	B50-32ER472-T	\$176.40	TECH-16089	\$5.00	TECH-04616	\$21.00
ER 32	5.91"	1.97	.788	B50-32ER591-T	\$217.80	TECH-16089	\$5.00	TECH-04616	\$21.00
ER 40	3.15"	2.48	1.023	B50-40ER315-T	\$176.40	TECH-16091	\$7.50	TECH-04617	\$25.00
ER 40	5.31"	2.48	1.023	B50-40ER531-T	\$176.40	TECH-16091	\$7.50	TECH-04617	\$25.00

BT 50 SHELL MILL HOLDERS



- Compatible with all face mills
- H6 arbor tolerance for less chatter and better tool life
- Taper ground to AT3 tolerance
- Draw bar threads: M24 x 3

Pilot Dia d1	Proj L	I2	d2	d3	Drive Key k2	Part Number	Price	Standard Arbor Screw	Coolant Arbor Screw
1"	1.77	.79	1.19	1.97	3/8	B50-10SM177-T	\$242.10	TECH-WF1	TECH-WFC1-1
1"	3.00	.79	1.19	1.97	3/8	B50-10SM300-T	\$258.30	TECH-WF1	TECH-WFC1-1
1-1/4"	1.77	.87	1.50	2.34	1/2	B50-12SM177-T	\$242.10	TECH-WF125	TECH-WFC1-125
1-1/2"	1.77	.94	1.88	3.80	5/8	B50-15SM177-T	\$204.30	TECH-WF15	TECH-WFC1-15
2"	2.95	.94	3.13	4.88	3/4	B50-20SM295-T	\$292.50	TECH-WF2	TECH-WFC1-2

Call Us Today For All Of Your Machine Tool Needs!