


ANGLE PLATES/CLAMPS

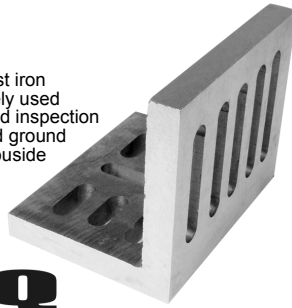
UNIVERSAL SLOTTED ANGLE PLATES

Webbed and Open



FEATURES:

- Made of high tensile cast iron
- Clamping slots are widely used for machining, layout and inspection
- Accurately machined and ground square and parallel on outside and ends




Dimensions W x H x D	Webbed		Open	
	Part Number	Price Each	Part Number	Price Each
4-1/2" x 3-1/2" x 3"	A-3402-0302	\$35.00	-	-
6" x 5" x 4-1/2"	A-3402-0303	\$53.00	A-3402-0203	\$58.00
7" x 5-1/2" x 4-1/2"	A-3402-0305	\$60.00	-	-
8" x 6" x 5"	A-3402-0309	\$90.00	A-3402-0209	\$99.00
9" x 7" x 6"	A-3402-0311	\$110.00	-	-
10" x 8" x 6"	A-3402-0310	\$145.00	A-3402-0210	\$150.00
12" x 9" x 8"	A-3402-0312	\$210.00	A-3402-0212	\$235.00

GIANT SLOTTED ANGLE PLATES

FEATURES:


- Machined on outside faces and with cored slots arranged for maximum clamping versatility
- Made of high grade, close grained cast iron, stress relieved against distortion
- Ships by truck



Dimensions W x H x D	Part Number	Price Each
16" x 12" x 9"	A-3402-0340	\$350.00
20" x 16" x 12"	A-3402-0342	\$740.00
24" x 24" x 18"	A-3402-0344	\$1,500.00

DEEP THROAT C-CLAMPS

Regular Duty




- High strength
- Tempered steel frames
- Black oxide plated spindles
- Nickel and chrome plated finish on body

Cap.	Throat Depth	Spindle Dia	Clamp Pressure	Part Number	Price Each
0-2"	2"	9/16"	2200 lbs	PALM-29112	\$25.32
0-3"	2"	9/16"	2900	PALM-29113	\$28.56
0-4"	2-3/8"	5/8"	3300	PALM-29114	\$37.56
0-6"	3"	3/4"	4000	PALM-29116	\$47.36
0-8"	4"	3/4"	4900	PALM-29118	\$62.88
0-10"	4-1/2"	7/8"	8800	PALM-29120	\$93.12

EXTRA DEEP THROAT C-CLAMPS

Regular Duty




- High strength
- Tempered steel frames
- Black oxide plated spindles
- Nickel and chrome plated finish on body

Cap.	Throat Depth	Spindle Dia	Clamp Pressure	Part Number	Price Each
0-2"	4"	1/2"	1350 lbs	PALM-29222	\$29.40
0-3"	5"	9/16"	1500	PALM-29223	\$33.48
0-4"	6-1/4"	5/8"	1600	PALM-29224	\$43.28
0-6"	9-7/8"	3/4"	1800	PALM-29226	\$80.80
0-8"	13-3/4"	3/4"	2000	PALM-29228	\$115.92
0-10"	15-3/4"	7/8"	2400	PALM-29230	\$142.04

L-CLAMPS

Standard Duty



- Innovative spring tempered and hardened steel frames
- Dropped forged sliding clamping arm for strength and durability
- Through hardened steel spindles for greater loading capabilities
- Black-oxide plated spindles that resist wear while impeding rust
- Replaceable swivel pads
- One clamp accommodates a wide variety of sizes and shapes
- Lifetime guarantee against breakage



Cap.	Throat Depth	Spindle Dia	Clamp Pressure	Part Number	Price Each
0-4"	2-3/8"	1/2"	600 lbs	PALM-29304	\$13.80
0-6"	3-5/32"	9/16"	700	PALM-29306	\$16.84
0-8"	3-15/16"	5/8"	1000	PALM-29308	\$24.49
0-10"	3-15/16"	5/8"	1200	PALM-29310	\$29.10
0-12"	3-15/16"	3/4"	1200	PALM-29312	\$36.75
0-16"	3-15/16"	3/4"	1650	PALM-29316	\$41.33

CANTILEVER CLAMPS

Palmgren's cantilever clamps feature floating jaws that always stay parallel, making them ideal in tight spaces. Great for use on small projecting surfaces as well as confined spaces. They work on all types of materials and applications including inside clamping, clamping of unparallel parts or holding round or odd shaped parts securely.

- Pads supply 4 different holding surfaces- smooth, textured, v-block and x-block
- Provides the best features of C-clamps and parallel clamps
- The clamping handle is always outside the work area
- Body plates are made from Chrome-Molybdenum alloy steel
- Floating jaws always stay parallel to the workpiece
- Free floating jaws adjust to non-parallel surfaces
- Will not walk off-center when pressure is applied against the jaw
- Black-oxide plated spindles resist wear and impede rust



Max. Jaw Opening	Throat Depth		Clamp Pressure	Part Number	Price Each
	Open	Closed			
1"	0.059	0.787	300 lbs	PALM-29491	\$16.46
2"	1.300	1.654	800	PALM-29492	\$20.81
3"	1.378	1.929	1500	PALM-29493	\$32.93
4.5"	2.284	3.071	1700	PALM-29494	\$43.61
6"	4.331	5.039	2000	PALM-29496	\$68.89

Call Us Today For All Of Your Machine Tool Needs!